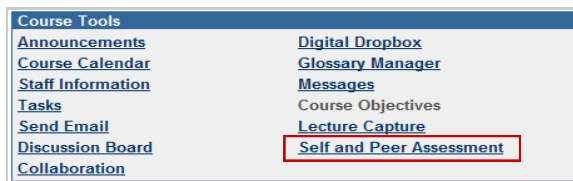


Self and Peer Assessment scores (assigned by the students in your course) are not automatically sent to the Grade Center. The scores must be sent to the Grade Center in a separate step. Scores may be overridden after being sent to the Grade Center. The handout assumes that you have created a Self and Peer Assessment.

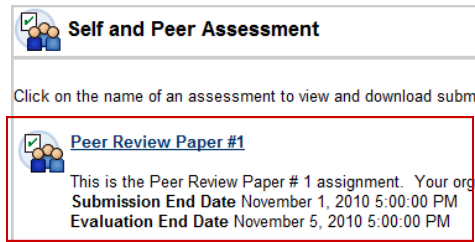
1. Click the Control Panel button (on the left side of the screen) in your Blackboard course site.



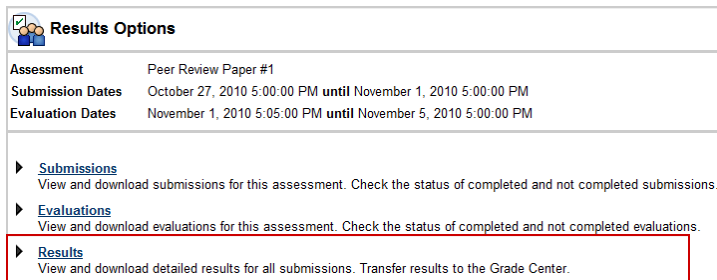
2. Click the Self and Peer Assessment link under Course Tools.



3. Click on the name of the Self and Peer Assessment that you would like to send the scores for to the Grade Center.



4. Click the Results link.



5. Click the Send Results to Grade Center button.



6. A message will appear stating that the scores have been sent to the Grade Center. To see the scores in the Grade Center, return to the main level of the Control Panel and click the Grade Center link.

