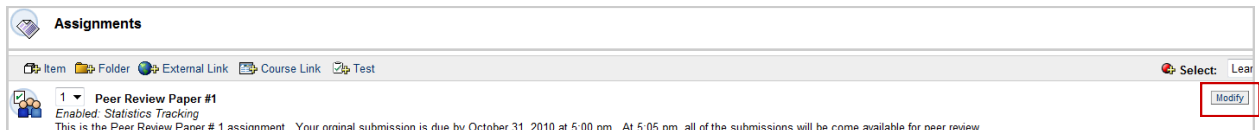


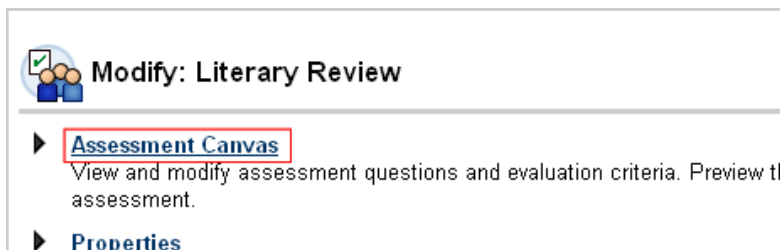
Step 2: Adding Questions to a Self and Peer Assessment (required step allows for student submissions)

Once the Self and Peer Assessment has been created, the next step is to add questions to the assessment. This step is mandatory. At least one question is needed so that students can submit their original work. This handout assumes that you have created a Self and Peer Assessment.

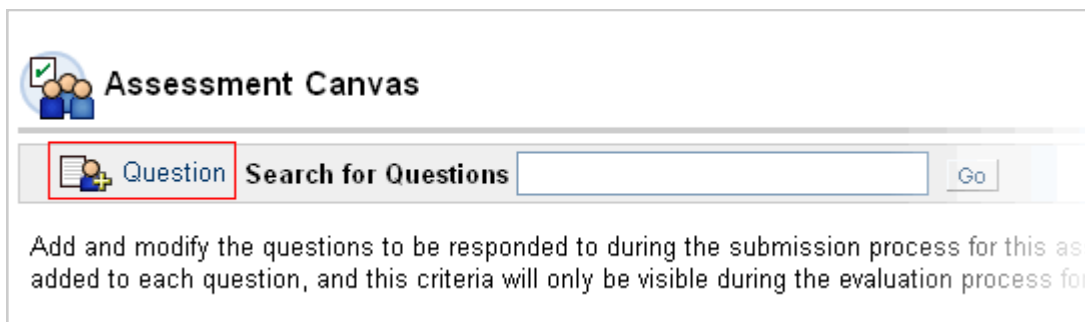
1. Click the Modify button for the Self and Peer Assessment you added in Step 1: Creating a Self and Peer Assessment.



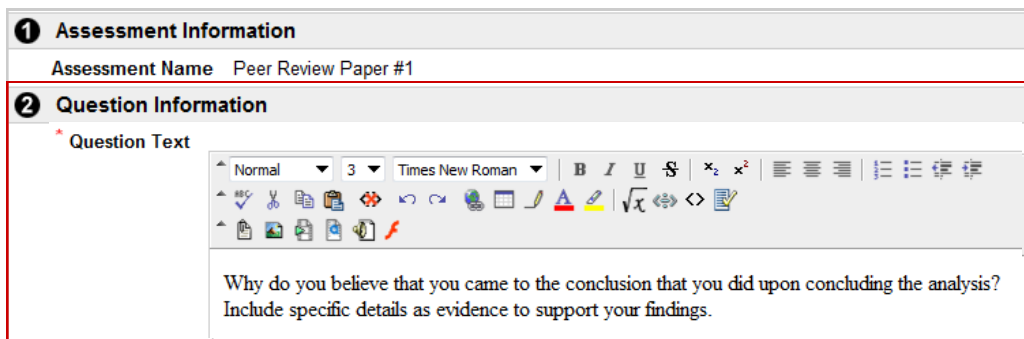
2. Click Assessment Canvas link.



3. Click the Question button to add a new question. Note: To review a list of built-in assessment questions, click the Go button next to the Search for Questions box.



4. In Area #2, type the question into the Question Text box.

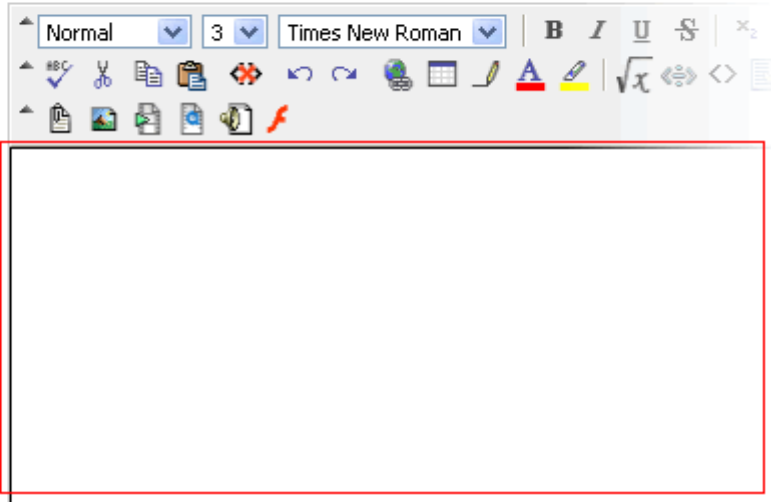


5. In Area #3, if desired, type a sample response in the Model Response text box. Note: The model response is only visible during the evaluation period. The model response serves as an exemplar to compare to the submissions being evaluated.

3 Model Response

Providing a model response is optional. It allows evaluators to compare the responses to an exemplary response. The model response can be made available at any time, but it will be visible during the evaluation process, after the submission process has ended.

Model Response



6. In Area #4, click the Submit button.

5 Submit

Click **Submit** to finish. Click **Cancel** to quit.

* Required Field

Cancel **Submit**

7. Upon submitting this question, you will see the following message. It indicates that the next step is to add the grading criteria to the question. This will be covered in the next handout, Step 3: Adding Criteria.

Question Added Successfully

The question has been successfully added.

Add evaluation criteria to this question by clicking **Criteria** in the questions list.

For students, they :

1. Enter the Assignment area.
2. Click the View/Complete Assignment link.
3. Click the Question link.
4. Type the response to the question or upload an attachment.

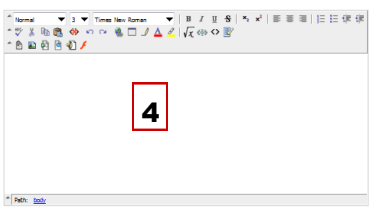
Take Assessment: Peer Review Paper 1

Assessment Name: Peer Review Paper 1
 Instructions: This is the Peer Review Paper #1 assignment.
 File Attachments:
 Evaluations to Complete: Peer evaluations: 2
 Submission: Self e...
 Evaluation: October...
 Question 1 **3**
 Why do you believe that you...

Response

Why do you believe that you came to the conclusion that you did upon conducting the analysis? Include specific details as evidence to support your findings.

Response



Attach local file

Name of Link to File

Submit
 Click **Submit** to finish. Click **Cancel** to quit.