

Multiple Regression Report

Page 1
 Database SixPointData.S0
 Dependent y

Regression Equation Section

Independent Variable	Regression Coefficient	Standard Error	T-Value (Ho: B=0)	Prob Level	Decision (5%)	Power (5%)
Intercept	-0.6363636	1.740529	-0.3656	0.733167	Accept Ho	0.059524
x	1.136364	0.3629254	3.1311	0.035147	Reject Ho	0.654369
R-Squared	0.710227					

Regression Coefficient Section

Independent Variable	Regression Coefficient	Standard Error	Lower 95% C.L.	Upper 95% C.L.	Standardized Coefficient
Intercept	-0.6363636	1.740529	-5.468848	4.19612	0.0000
x	1.136364	0.3629254	0.1287211	2.144006	0.8427
T-Critical	2.776445				

Analysis of Variance Section

Source	DF	Sum of Squares	Mean Square	F-Ratio	Prob Level	Power (5%)
Intercept	1	130.6667	130.6667			
Model	1	9.469697	9.469697	9.8039	0.035147	0.654369
Error	4	3.863636	0.9659091			
Total(Adjusted)	5	13.33333	2.666667			

Root Mean Square Error 0.9828067 R-Squared 0.7102
 Mean of Dependent 4.666667 Adj R-Squared 0.6378
 Coefficient of Variation 0.2106014 Press Value 8.926195
 Sum |Press Residuals| 6.3454 Press R-Squared 0.3305

Normality Tests Section

Assumption	Value	Probability	Decision(5%)
Skewness	0.0000		
Kurtosis		1.000000	Accepted
Omnibus			

Serial-Correlation Section

Lag	Correlation	Lag	Correlation	Lag	Correlation
1	-0.594652	9		17	
2		10		18	
3		11		19	
4		12		20	
5		13		21	
6		14		22	
7		15		23	
8		16		24	

Above serial correlations significant if their absolute values are greater than 0.816497
 Durbin-Watson Value 3.0027

Multiple Regression Report

Page 2
Database SixPointData.S0
Dependent y

Multicollinearity Section

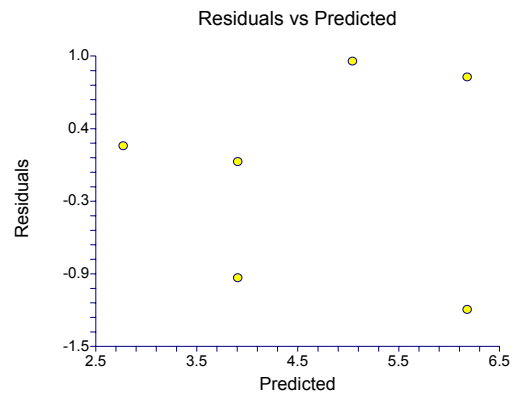
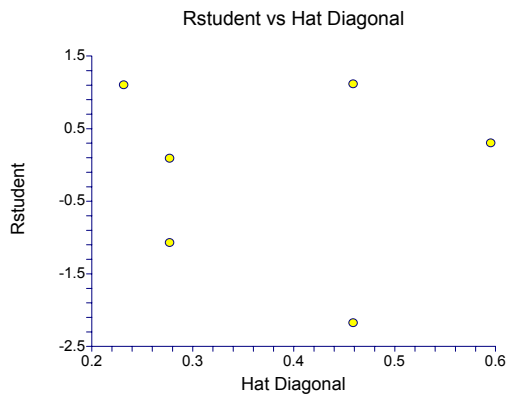
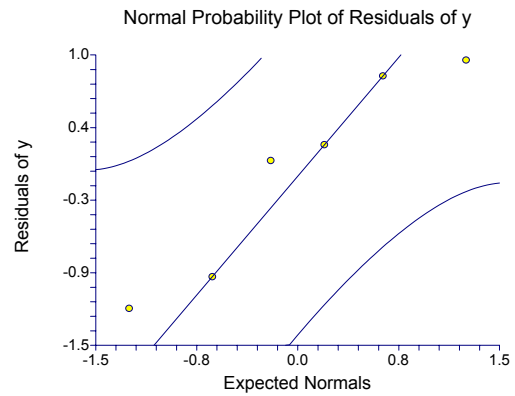
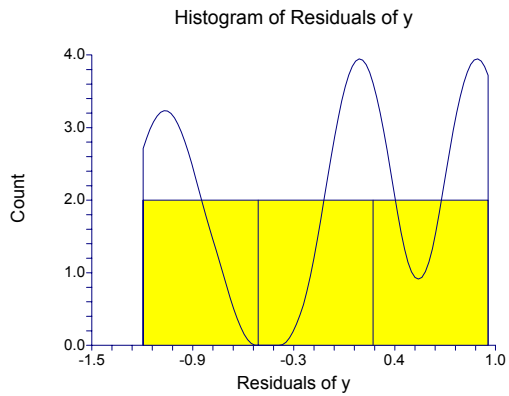
Independent Variable	Variance Inflation	R-Squared Vs Other X's	Tolerance	Diagonal of X'X Inverse
x	1.000000	0.000000	1.000000	0.1363636

Eigenvalues of Centered Correlations

No.	Eigenvalue	Incremental Percent	Cumulative Percent	Condition Number
1	1.000000	100.00	100.00	1.00

All Condition Numbers less than 100. Multicollinearity is NOT a problem.

Plots Section



Multiple Regression Report

Page
Database
Dependent

3
SixPointData.S0
y

