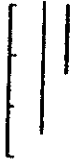
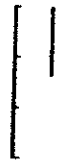


2.6 Cleveland graphic elements hierarchy

BETTER



1. Position along a common scale



2. Position along identical, nonaligned scales



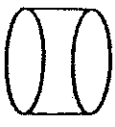
3. Length




4. Angle - Slope



5. Area



6. Volume



7. Color hue - Color saturation - Density

WORSE